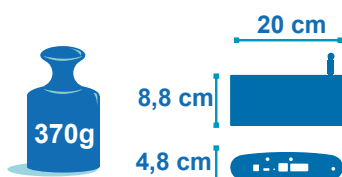




WIRELESS SENSOR NETWORKS (WSN) COORDINATOR - IEEE 802.15.4 & ETHERNET / INDOOR VERSION
//APPLICATIONS

2year
 Warranty


made
 in
 Germany

FEATURED VIDEO

 BeanGateway® (Indoor Version) main presentation video

TECHNICAL NOTE

 TN_RF_009 – «BeanGateway® management on LAN infrastructure»

USER MANUAL

 BeanGateway® user manual

APPLICATIONS

- [Process Monitoring](#)
- Indoor Application

SELECTION GUIDE

BeanGateway® Selection Guide

HOW DOES IT WORK ?

// MAIN FEATURES


Wireless technology IEEE 802.15.4



Ethernet/LAN interface with a server



Advanced UPS (Uninterruptible power supply) with integrated rechargeable Lithium battery

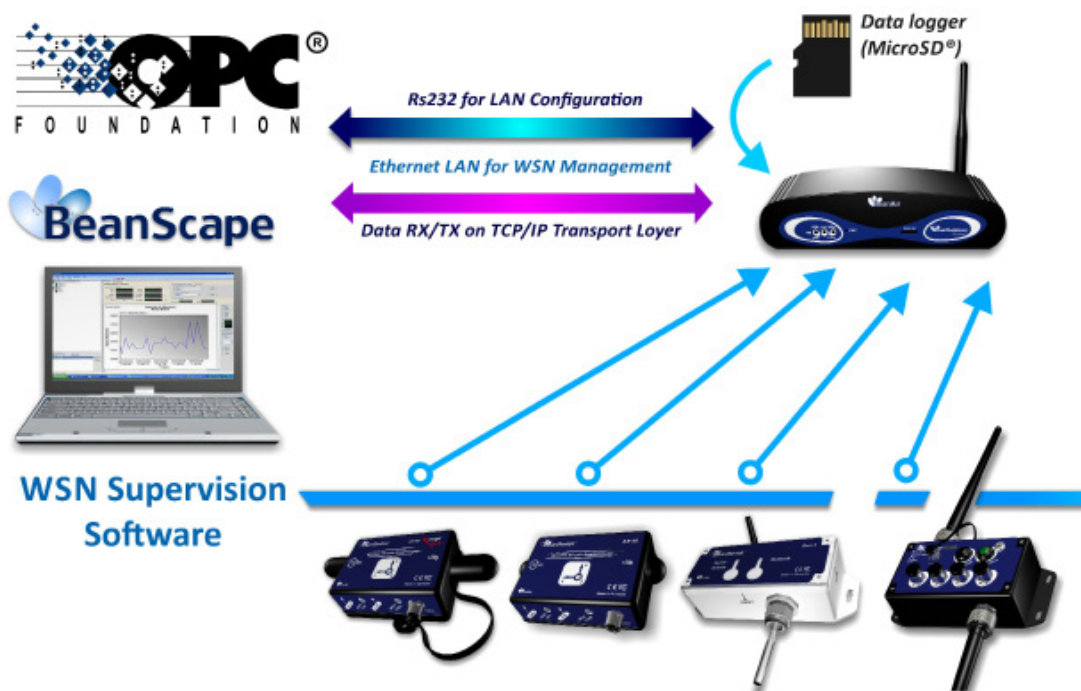


Data logger based on Micro-SD® (option)

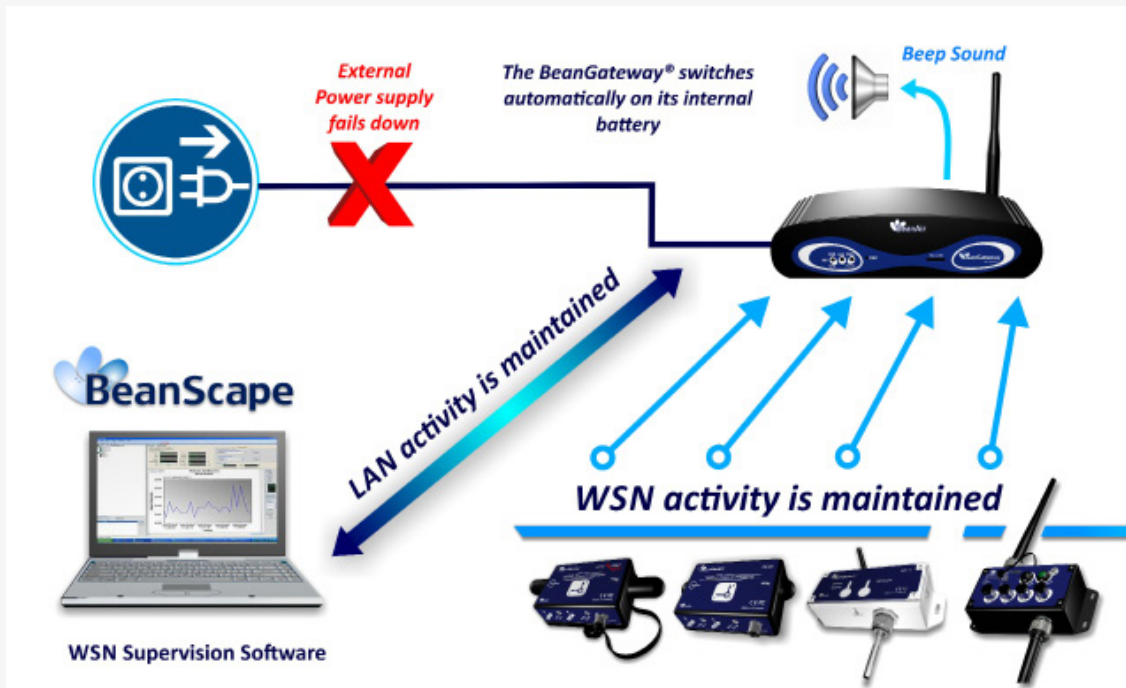
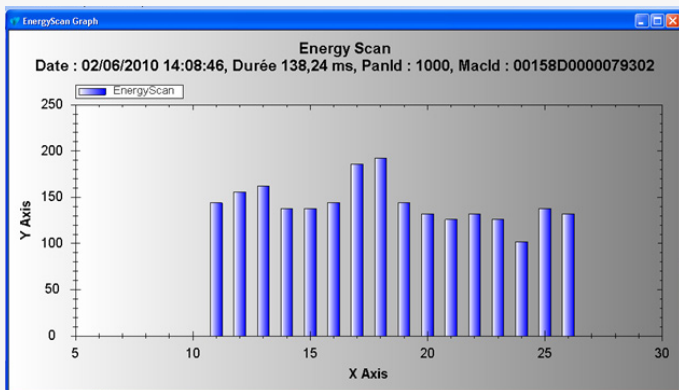
//A MULTI-PROTOCOL WSN COORDINATOR

The BeanGateway® Ethernet is used to build and manage Beanair® wireless sensor network. It can manage queues for every network element (BeanDevice®). As a gateway, it controls the external access to the network through a highly secured authentication procedure. It supports the conversion of data exchanged, compression and IP connectivity with the network thereby reducing the intelligence required in these platforms, maintenance and therefore the associated cost.

The BeanGateway® Ethernet is also equipped with various communication interfaces with the customers IT infrastructure (RS232, Ethernet - TCP / IP / UDP / DHCP / DNS). With a client application TCP / IP, it can easily connect to a local application server (via the Ethernet).


//ADVANCED UNINTERRUPTIBLE POWER SUPPLY (UPS)

The BeanGateway® Ethernet operates with an external power supply (DC 8-28V). An integrated rechargeable battery with a capacity of 950mAh is used as an UPS battery (uninterruptible power supply). The internal battery provides instantaneous protection from external power supply interruptions, the wireless sensor network activity & Ethernet LAN activity are maintained during this time (3h00 to 3h30 approximately). An internal buzzer emits a beep sound every 2 seconds in case the external power supply is disconnected.


//EMBEDDED WSN DIAGNOSTIC TOOL


The **BeanGateway® Ethernet** provides a WSN diagnostic tool useful for resolving some common networking troubleshooting :

- Energy Scan for choosing the more appropriate RF Channel
- BeanDevice® PER (Packet Error Rate) calculation
- LQI (Link Quality Indicator) between the BeanGateway® Ethernet and the BeanDevice®

//AUTONOMOUS AND SMART


The **BeanGateway® Ethernet** has the capability to backup the WSN mapping & context. Thus the user can operate the WSN without any use of PC or IT server. All the data measurements are stored on an external Memory (Micro-SD® card).

Product reference
BGTW-ETH-IND

Specifications	Wireless Sensor Network Coordinator
Wireless Stack	IEEE 802.15.4
WSN Topology	IEEE 802.15.4 Peer-to-peer/ Star
Antenna Diversity	Self-managed antenna diversity function
Data rate	250 Kbits/s
RF Characteristics	ISM 2.4GHz – 16 Channels
RF Transmit power	Configurable transmit power: +0,5 dBm to +20 dBm
Receiver sensitivity	-95,5 dBm to -101 dBm
Encryption	AES 128 bits (integrated AES coprocessor)
Maximum Radio Range	1 km (L.O.S.)
WSN Diagnostic tool	<ul style="list-style-type: none"> · Energy Scan for choosing a suitable RF Channel · BeanDevice® PER (Packet Error Rate) calculation · LQI (Link Quality Indicator) between the BeanGateway® GSM/GPRS and the BeanDevice® · RF channels Blacklist

Specifications	Ethernet/LAN Network
Network/Transport Protocol	Client TCP/IP, UDP, DNS, DHCP
Data Link Protocol	Ethernet / Fast-Ethernet with auto-uplink (MDI/MDI-X auto) - IEEE 802.3x
IP Addressing	Dynamic (DHCP) or static
IP configuration	LAN parameters (DNS, DHCP, Keep Alive...) are configurable from the BeanScope® (RS232 Interface or UDP/Ethernet Interface).

Specifications	Physical & Environmental
Dimensions (L x l x h)	200 mm x 88 mm x 48 mm
Enclosure/Finish	<ul style="list-style-type: none"> · Polycarbonate Enclosure - Protection ULV94/Getex · Provided with wall mounting kit
Weight	370g
Operating temperature	-20 ° C to +75 ° C – with Integrated internal temperature sensor (resolution 0.125°C)
Norms	CE Labeling directive R&TTE (Radio) , ETSI EN 300 328 , ROHS - Directive 2002/95/EC, FCC Part 15

Specifications	Power Supply
Power Consumption	250 mA to 300 mA during wireless RX/TX and Ethernet activated
External power supply	+9V to +28 V , integrated Lithium-Ion battery charger with high-precision battery monitoring
Integrated Lithium-Ion Battery	Lithium-Ion rechargeable battery 950 mAh (reference BAT0.95DMG) In case of external power supply failure, the BeanGateway® can switch on the internal battery.

Specifications	Accessories
2.4 GHz Antennas	<ul style="list-style-type: none"> · High gain antenna 5 dBi · V.S.W.R : 1.5 :1 · Connector : RPSMA
Ethernet Cable	<ul style="list-style-type: none"> · RJ45 Male · Cable length: 2 meters
Wall plug-in power supply	Wall plug-in, Switchmode power Supply 12V @ 1,25A

Specifications	Option(s)
Embedded File System on Micro-SD®	<p>All the User data are stored on an external memory (Micro-SD® technology):</p> <ul style="list-style-type: none"> · Measurement storage for Wireless Sensor Network (network configuration, measurement, alarms notifications ...) ; · Maximum storage capacity (2Go) · CSV files management (for exporting data on Excel® and Access®)

//BEANGATEWAY REAR VIEW


Product specifications are subject to change without notice. Contact Beanair for latest specifications.

// CONTACT US

FOR MORE INFORMATIONS :

sales@beanair.comVisit our website : **www.beanair.com**Visit our blog : **www.industrial-wsn.com**

OUR YOUTUBE CHANNEL :



Watch our featured videos on Youtube

VISIT OUR WEBSITES



VISIT US !